



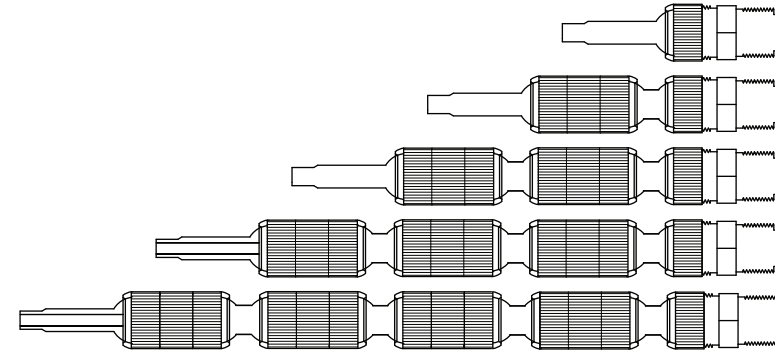
Product Catalog

Productivity Solutions, Inc.
1537 Bunescu Lane
Buffalo Grove, IL 60089
PH: (847) 436-2348
Fax: (866) 304-8948
www.swiveljet.com

SW2

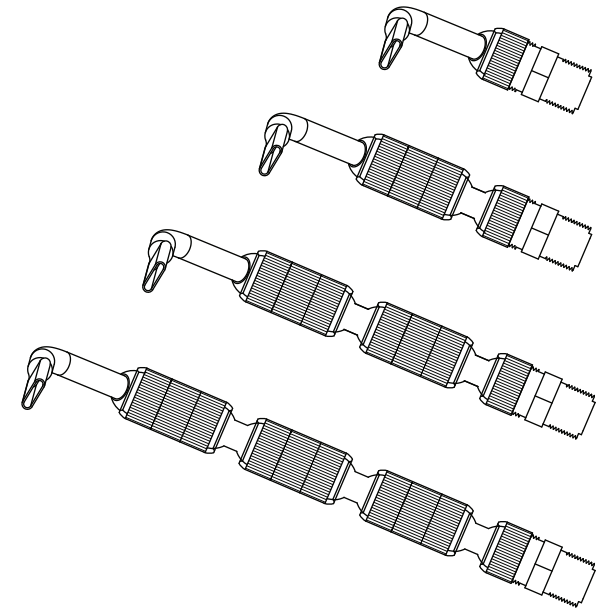
SW2 .100" Bullet swivel nozzle on knurled line

- SW2KNL-2305 SW2 Bullet in a 1/4" NPT adapter
- SW2KNL-2306 SW2 Bullet 1 link knurled SW2 (1/4" NPT) Line
- SW2KNL-2302 SW2 Bullet 2 link knurled SW2 (1/4" NPT) Line
- SW2KNL-2303 SW2 Bullet 3 link knurled SW2 (1/4" NPT) Line
- SW2KNL-2310 SW2 Bullet 4 link knurled SW2 (1/4" NPT) Line



SW2 Flutemaster swivel nozzle on knurled line

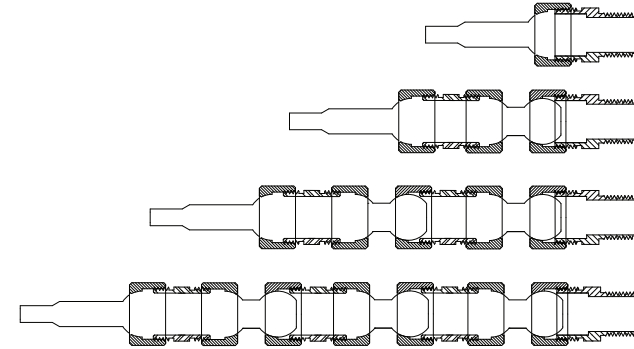
- SW2KNL-2311 SW2 .460" x .070" Flutemaster in knurled cap only
- SW2KNL-2307 SW2 .460" x .070" Flutemaster 1 link knurled SW2 (1/4" NPT) Line
- SW2KNL-2308 SW2 .460" x .070" Flutemaster 2 link knurled SW2 (1/4" NPT) Line
- SW2KNL-2309 SW2 .460" x .070" Flutemaster 3 link knurled SW2 (1/4" NPT) Line



SW2

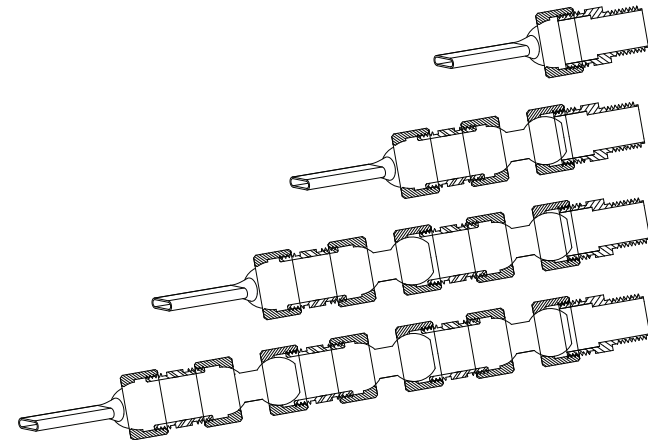
SW2 .125" Bullet swivel nozzle on hex line

- SW2215 SW2 .125" diameter Bullet nozzle adapter (1/4" NPT)
- SW2200 SW2 .125" diameter Bullet nozzle on 1 link SW2 line (1/4" NPT)
- SW2201 SW2 .125" diameter Bullet nozzle on 2 link SW2 line (1/4" NPT)
- SW2202 SW2 .125" diameter Bullet nozzle on 3 link SW2 line (1/4" NPT)



SW2 straight Flat swivel nozzle on hex line

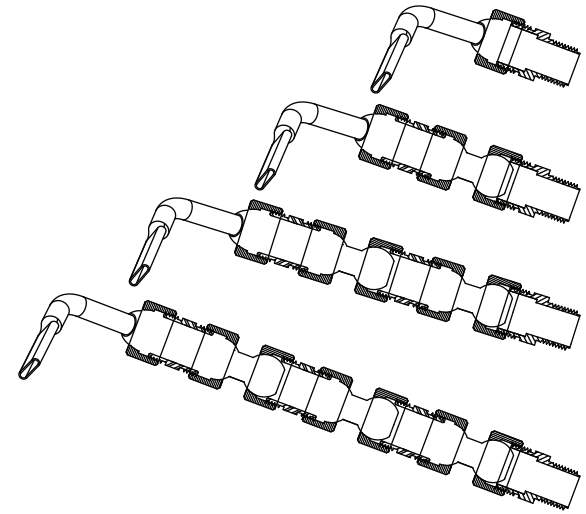
- SW2116 SW2 .460" x .070" Flat swivel nozzle adapter (1/4" NPT)
- SW2212 SW2 .460" x .070" Flat swivel nozzle on 1 link SW2 line (1/4" NPT)
- SW2213 SW2 .460" x .070" Flat swivel nozzle on 2 link SW2 line (1/4" NPT)
- SW2214 SW2 .460" x .070" Flat swivel nozzle on 3 link SW2 line (1/4" NPT)



SW2

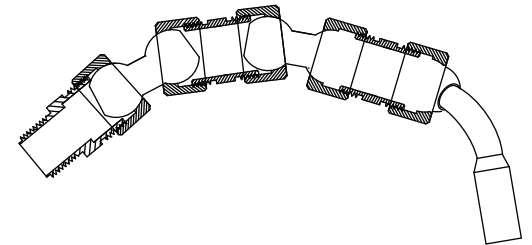
SW2 Flutemaster swivel nozzle on hex line

- SW2216 SW2 .460" x .070" Flutemaster nozzle adapter (1/4" NPT)
- SW2209 SW2 .460" x .070" Flutemaster nozzle on 1 link SW2 line (1/4" NPT)
- SW2210 SW2 .460" x .070" Flutemaster nozzle on 2 link SW2 line (1/4" NPT)
- SW2211 SW2 .460" x .070" Flutemaster nozzle on 3 link SW2 line (1/4" NPT)



SW2 Gearmaster swivel nozzle on 2 link hex line

- SW2217 SW2 .460" x .070" Gearmaster 45 degree off 180 on 2 link line (1/4" NPT)
- SW2218 SW2 .460" x .070" Gearmaster 60 degree off 180 on 2 link line (1/4" NPT)



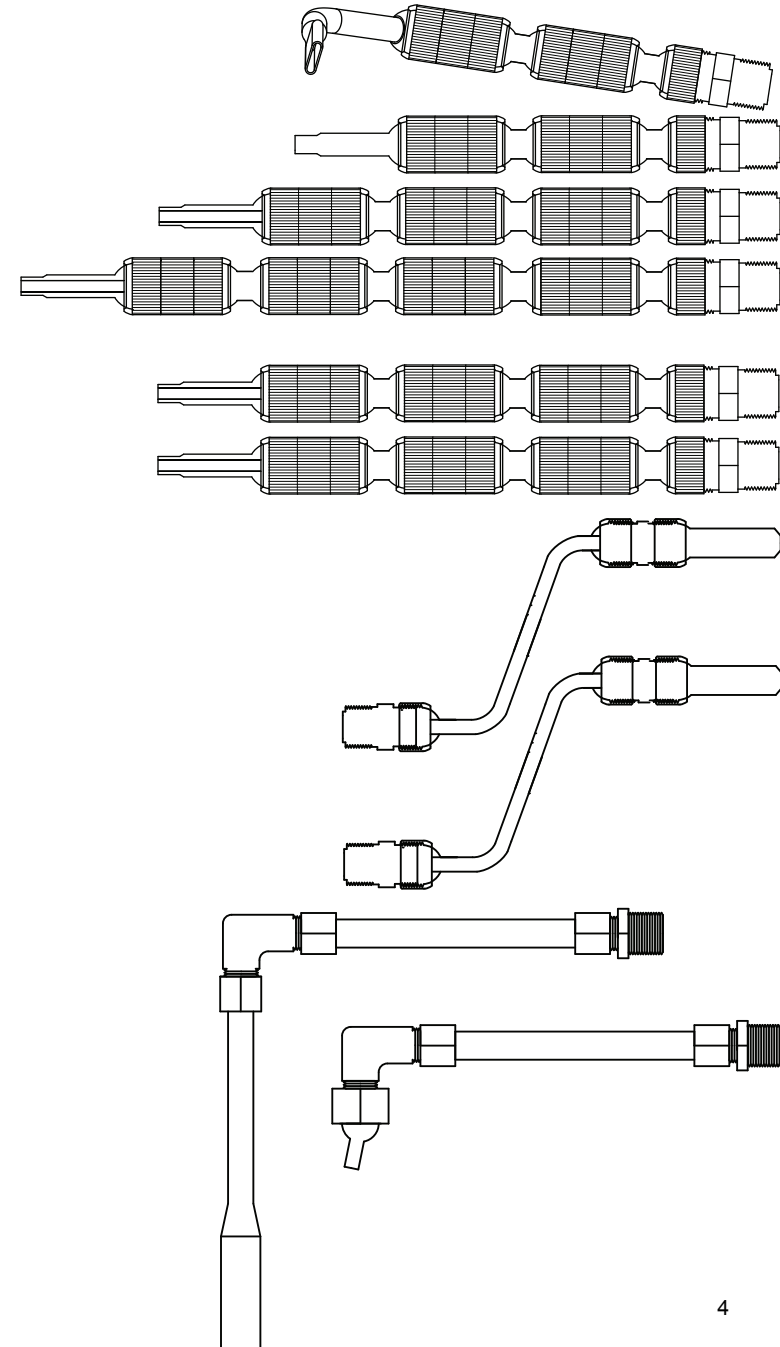
Rollomatic

RLM628-1 620/628 Spindle 1 Kit
 Kit consists of:
 SW2 .460" x .070" Flutemaster on 2 link knurled SW2 line (1/4" NPT)
 SW2 Bullet on 2 link knurled SW2 line (1/4" NPT)
 SW2 Bullet on 3 link knurled SW2 line (1/4" NPT)
 SW2 Bullet on 4 link knurled SW2 line (1/4" NPT)

RLM628-2 620/628 Spindle 1 Kit
 Kit consists of:
 SW2 Bullet on 3 link knurled SW2 line (1/4" NPT)
 SW2 Bullet on 3 link knurled SW2 line (1/4" NPT)

RLM628-A 620/628 work head lines, set of 2

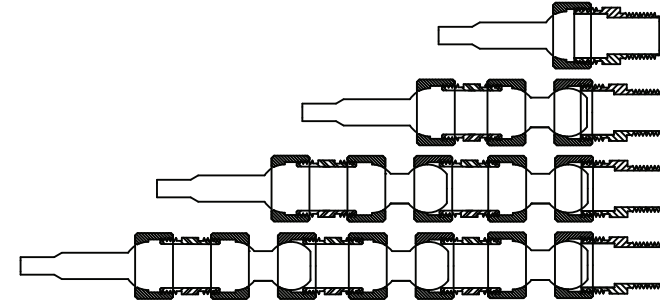
NP45 NP5 Kit
 Kit consists of:
 Planar nozzle, fittings and stainless tubing for roughing wheel
 Round nozzle, fittings and stainless tubing for finishing wheel



SW1

SW1 .156" Bullet swivel nozzle

- SW1010 SW1 .156" diameter Bullet nozzle adapter (3/8" NPT)
- SW1013 SW1 .156" diameter Bullet nozzle on 1 link SW1 line (3/8" NPT)
- SW1002 SW1 .156" diameter Bullet nozzle on 2 link SW1 line (3/8" NPT)
- SW1014 SW1 .156" diameter Bullet nozzle on 3 link SW1 line (3/8" NPT)



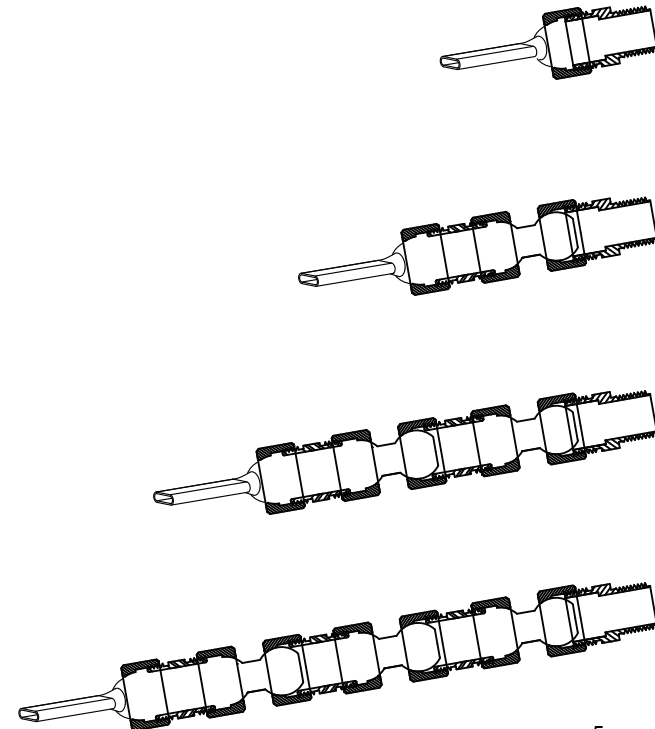
SW1 Flat straight swivel nozzle on hex line

- SW1119-5 SW1 .460" x .050" Flat nozzle adapter (3/8" NPT)
- SW1119-2 SW1 .460" x .070" Flat nozzle adapter (3/8" NPT)
- SW1119-4 SW1 .640" x .095" Flat nozzle adapter (3/8" NPT)
- SW1119-3 SW1 .750" x .050" Flat nozzle adapter (3/8" NPT)

- SW1124 SW1 .460" x .050" Flat nozzle on 1 link SW1 line (3/8" NPT)
- SW1127 SW1 .460" x .070" Flat nozzle on 1 link SW1 line (3/8" NPT)
- SW1133 SW1 .640" X .095" Flat nozzle on 1 link SW1 line (3/8" NPT)
- SW1130 SW1 .750" X .050" Flat nozzle on 1 link SW1 line (3/8" NPT)

- SW1125 SW1 .460" x .050" Flat nozzle on 2 link SW1 line (3/8" NPT)
- SW1128 SW1 .460" x .070" Flat nozzle on 2 link SW1 line (3/8" NPT)
- SW1134 SW1 .640" X .095" Flat nozzle on 2 link SW1 line (3/8" NPT)
- SW1131 SW1 .750" X .050" Flat nozzle on 2 link SW1 line (3/8" NPT)

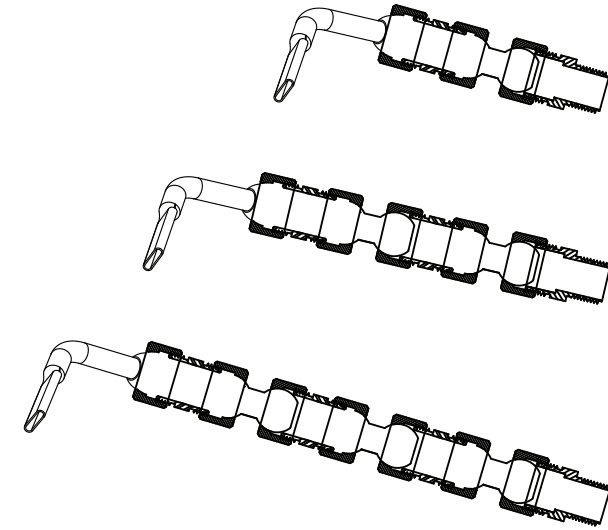
- SW1126 SW1 .460" x .050" Flat nozzle on 3 link SW1 line (3/8" NPT)
- SW1129 SW1 .460" x .070" Flat nozzle on 3 link SW1 line (3/8" NPT)
- SW1135 SW1 .640" X .095" Flat nozzle on 3 link SW1 line (3/8" NPT)
- SW1132 SW1 .750" x .050" Flat nozzle on 3 link SW1 line (3/8" NPT)



SW1

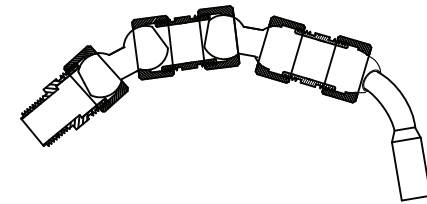
SW1 Flutemaster swivel nozzle on hex line

- | | |
|--------|---|
| SW1102 | SW1 .750" x .050" angled Flutemaster nozzle on 1 link SW1 Line (3/8" NPT) |
| SW1104 | SW1 .460" x .070" angled Flutemaster nozzle on 1 link SW1 Line (3/8" NPT) |
| SW1116 | SW1 .640" x .095" angled Flutemaster nozzle on 1 link SW1 Line (3/8" NPT) |
| SW1003 | SW1 .750" x .050" angled Flutemaster nozzle on 2 link SW1 Line (3/8" NPT) |
| SW1004 | SW1 .460" x .070" angled Flutemaster nozzle on 2 link SW1 Line (3/8" NPT) |
| SW1101 | SW1 .640" x .095" angled Flutemaster nozzle on 2 link SW1 Line (3/8" NPT) |
| SW1103 | SW1 .750" x .050" angled Flutemaster nozzle on 3 link SW1 Line (3/8" NPT) |
| SW1105 | SW1 .460" x .070" angled Flutemaster nozzle on 3 link SW1 Line (3/8" NPT) |
| SW1115 | SW1 .640" x .095" angled Flutemaster nozzle on 3 link SW1 Line (3/8" NPT) |



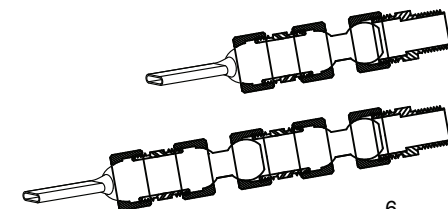
SW1 Gearmaster swivel nozzle on 2 link hex line

- | | |
|--------|--|
| SW1154 | 750-050 SW1 Gearmaster on 2 link SW1 line (3/8" NPT) |
|--------|--|



SW1 1" straight planar on hex line

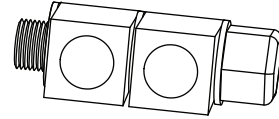
- | | |
|--------|--|
| SW3001 | SW1 1 x .095 straight Planar on 1 link SW1 line (3/8" NPT) |
| SW3002 | SW1 1 x .095 straight Planar on 2 link SW1 line (3/8" NPT) |



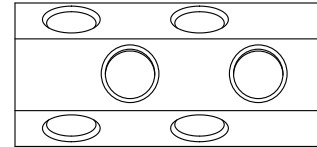
SW1

Manifolds

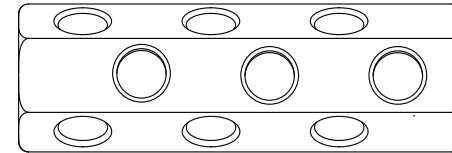
SW1140 SW2 2 place manifold, 2 extensions



SW1159 SW1 6 place manifold short hex, 3.7" long



SW1160 SW1 9 place manifold long hex, 5" long



SW1136 SW1 3 place manifold, 2 extensions, 1 spacer

